

ADAPTOR CABLE FOR FOR ROGATOR SPRAYERS

VICAM-AMS-RG300600

USER GUIDE

Item code : VICAM-AMS-RG300600

REPLACE YOUR BUILT-IN CAMERA WITH AN AMS CAMERA ON
YOUR FENDT ROGATOR 300 OR ROGATOR 600 (SPRAYER)



AMS
CAMERA*



ADAPTOR
CABLE
RG 300/600

COMPATIBLE ON
ROGATOR 600 (SPRAYER)
& ROGATOR 300



ROGATOR 600
(SPRAYER)

FENDT



ROGATOR 300



*CAMERA NO INCLUDING

AMS Diffusion - Rue des Galeries - ZA du Chevallement - 59286 Roost Warendin - FRANCE
RCS DOUAI A 451 360 382 - CODE APE 4531Z - SIRET 451 360 382 00035 - TVA FR 55 451 360 382 - V01-032022



ADAPTOR CABLE FOR FOR ROGATOR SPRAYERS

VICAM-AMS-RG300600

USER GUIDE

Item code : VICAM-AMS-RG300600

INSTALLATION

#1 - REPLACE YOUR INTEGRATED CAMERAS ON YOUR ROGATOR WITH AN AMS CAMERA THANKS TO OUR ADAPTOR CABLE RG300/600


Advice: Position your camera so as to avoid impact. Check the positioning of the sun visor and the slope of the camera. Avoid attaching your camera to vibrating parts.

Install your AMS cameras **on the slots on the back of the ROGATOR** and then assemble the camera connector to the one of your machine.

Installation duration



Installation difficulty



ADAPTOR CABLE FOR FOR ROGATOR SPRAYERS

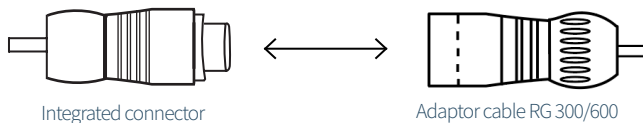
VICAM-AMS-RG300600

USER GUIDE

Item code : VICAM-AMS-RG300600

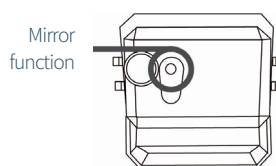
#2 - CONNECT THE RG 300/600 TO THE INTEGRATED CONNECTOR ON THE ROGATOR

Connect easily the integrated connector to the adaptor cable RG 300/600



#3 - CAMERA INSTALLATION

To activate mirror function manually please press on the button at the back of the camera.



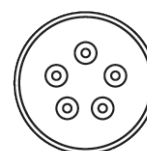
COMPOSITION

1x Adaptor cable RG 300/600

FEATURES

CONNECTOR

- 5-pin socket
- Cable length : 1m
- Compatible on Rogator 300 and 600



ADAPTOR CABLE FOR FOR ROGATOR SPRAYERS

VICAM-AMS-RG300600

USER GUIDE

Item code : VICAM-AMS-RG300600

RECOMMENDATIONS

If your monitor does not have a video input management system, contact AGCO for an update of the system.

WARRANTY

The product is guaranteed for two years as from the date of sale to the end user, remembering that the sale must take place within 24 months after delivery to the concession.

AFTER SALES SERVICE

Reserved for professionals

> Download the service form

When returning, please include the following documents for managing repairs and the warranty:

- > The return-authorisation form duly completed
- > A copy of the invoice with the date of sale to the end user
- > The reason for the claim, or a description of the malfunction.

For more information, contact our technical department

> Tel : +33 (0)3 27 94 44 44 or @ : contact@ams-diffusion.com

If you are the end user

Please go to your dealer.

2
YEARS

Warranty

SAV

Service
form



Contact us :
contact@ams-diffusion.com

